



**SHERCOM**  
INDUSTRIES INC.  
Since 1993



1-888-SHERCOM  
1-306-933-0600



info@shercomindustries.com



shercomindustries.com

## STACKWALL & EDGING INSTALLATION GUIDE

### StackWall CAP Installation

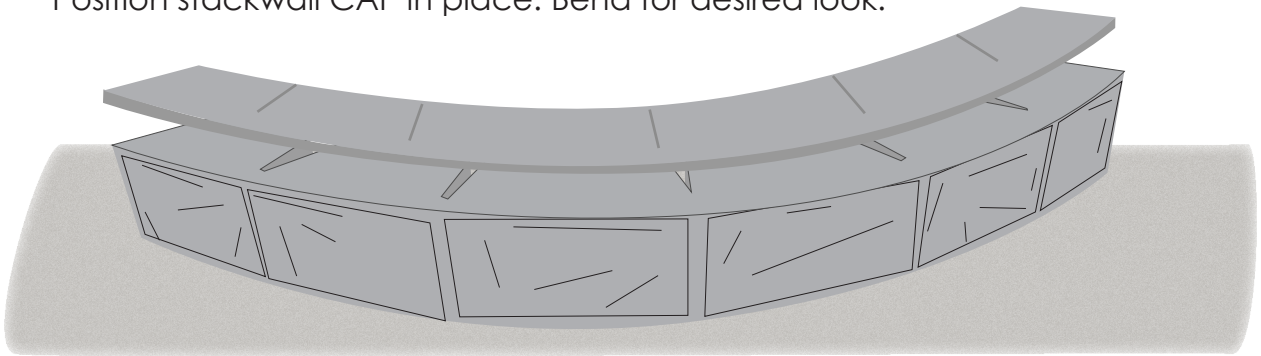
#### Recommended saws for cutting/trimming

Slower speed blades cut rubber best. Bandsaw, jigsaw, handsaw, utility knife.

Avoid using skill saw, table saw

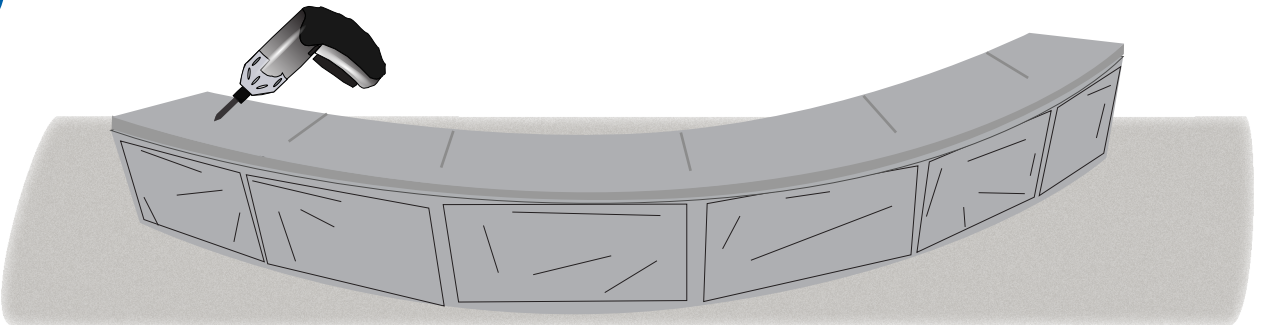
1

Position stackwall CAP in place. Bend for desired look.




2

Screw 2½" deck screws to secure cap to block.



3

Bend or cut angles when necessary.



AVAILABLE ANYWHERE IN USA AND CANADA